

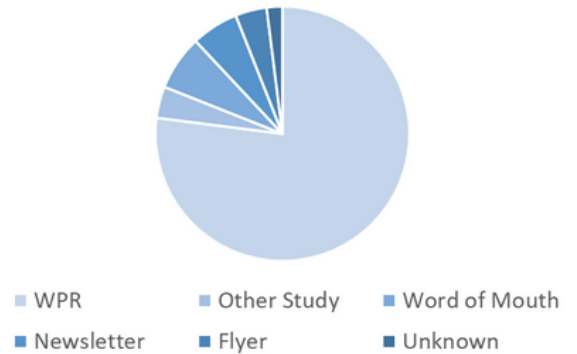
BRAIN HEALTH COMMUNITY REGISTRY

2022 END OF YEAR SUMMARY

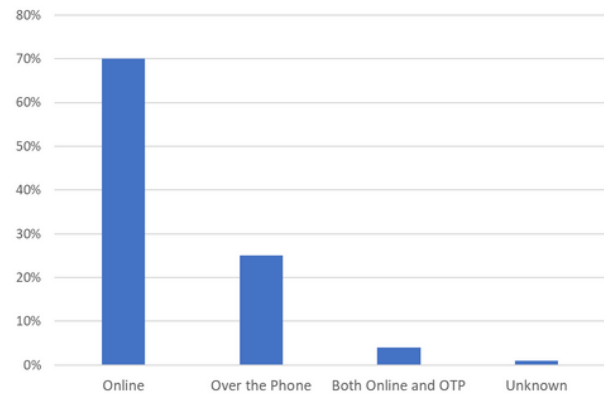
What is the Brain Health Community Registry (BHCR)? The BHCR is a network that connects adults ages 40 and above with and without changes in memory, and caregivers of individuals experiencing memory changes to research opportunities and community based services and supports.

There are currently **161 participants** enrolled in BHCR. Participants mostly identify as female (**73.1%**), white (**96.5%**), and are over the age of 60 (**77.2%**).

RECRUITMENT SOURCES

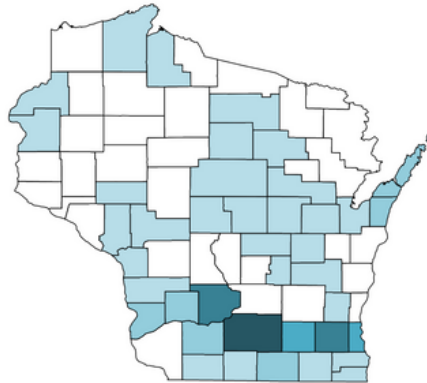


ENROLLMENT METHODS



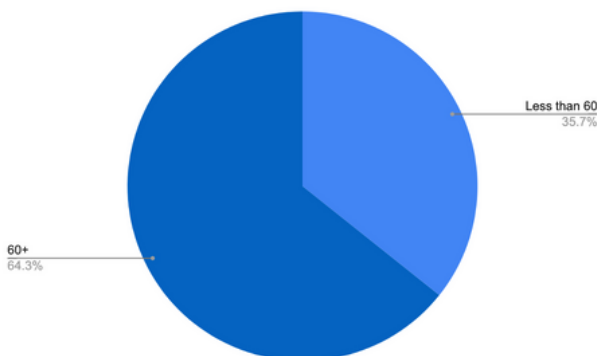
LOCATION

Most participants (**40%**) reside in Dane County, **2** participants live out of state, and **37** participants did not report their location.



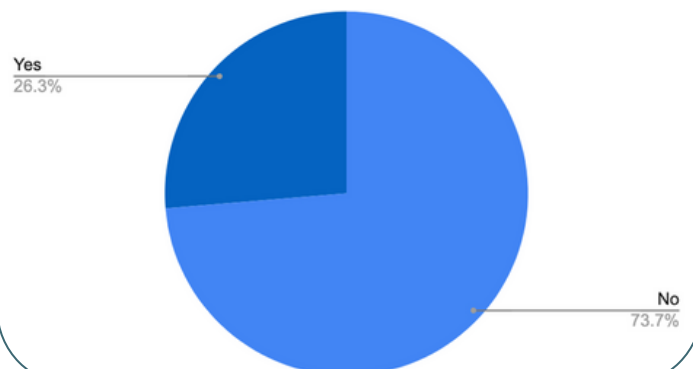
CAREGIVERS

42 participants are caregivers for individuals experiencing memory changes. Most caregivers identify as female (**71.4%**). In addition, **64.3%** of caregivers are aged 60 and older.



PARTICIPANTS WITH MEMORY CHANGES

26.3% of all participants are experiencing some form of memory changes. **13.3%** of participants are experiencing memory changes that impact their daily activities.

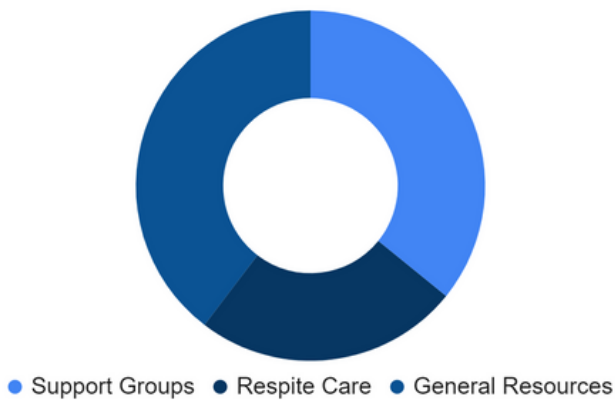


RESOURCE MATCHING

Of 161 participants, 93 (57.8%) have requested resources.

Caregiving resources were the most commonly requested, followed by financial resources, housing information, and case management services.

TYPES OF CAREGIVING RESOURCES REQUESTED



HEALTH CHALLENGES

Of the 93 participants who requested resources, approximately 40% of participants had a health concern, 37% requested mental health resources specifically, and 14% requested medication management resources.

COMMUNICATION CHALLENGES

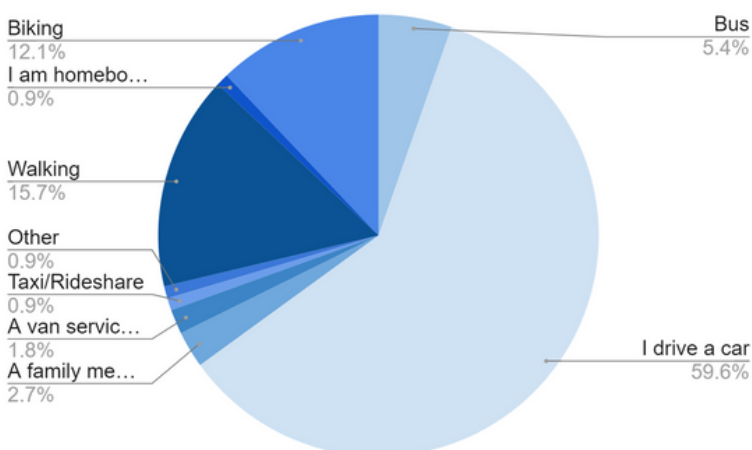
20% of participants requested communication resources, particularly for hearing

PUBLIC BENEFITS

37% of participants requested public benefit information. 10% of participants shared that they already receive public benefits, with SNAP being the most common benefit.

TRANSPORTATION

Of the 93 participants who requested resources, 17% requested transportation information; current modes of transportation captured below



TYPES OF INSURANCE

22% of participants requested information on health insurance; current insurance coverage captured below

